

# The Lowry Galleries Visual Story



Welcome to The Lowry -

This **Visual Story** will give you a step-by-step guide of how to get around the Lowry to help plan your visit.

It's free to visit the Galleries and there's always something to see and do.

## Finding the Lowry




The Lowry is located on the Quays and can be found on Pier 8 right next to the river.

It is a large, metal and glass building made of lots of different shapes.

The entrance is located in the big square opposite the MediaCity shopping centre.


## When You Arrive



The Lowry has one main entrance that is at street level with step-free access.

This floor is a largely level surface with tactile paving.

There is textured matt flooring in the entrance to The Lowry building and the doors are automatic when activated by a push-button.




When you enter the building there will be friendly members of the **Security Team** to greet you.



You may be asked to open your bag so it can be checked, but don't worry the team are doing this to help keep visitors safe.

## The Main Welcome Desk



The Front of House team are here during opening hours to welcome you and offer any assistance, they can help you find your way around the building.


## The Front of House Team




The welcoming and friendly Front of House team are here to help.

They will be wearing **red or purple** tops as seen in the image.

# Accessible Toilets



There are accessible and gendered toilets on the Lower Ground Floor, 1<sup>st</sup> Floor and 2<sup>nd</sup> Floor which can be accessed by the lift.



## Relaxed Session Reduced Sound



During a relaxed session, there will be reduced sound across the building. Hand driers will be switched off in the toilets and paper towels will be available to use.



## Changing Places Toilet



To access the Changing Places Toilet from the Galleries please go back to level 0 where the main entrance to the building is.


The Changing Places is on the **Lower Ground Level** down a sloped walkway.

Users can use their own **RADAR** key or they can collect one from the **Welcome Desk** in our entrance foyer.

Please don't hesitate to ask the Welcome Desk Staff for directions.




## Heading to the Galleries



Inside the building it is very colourful with orange, yellow, red and purple surfaces. The floor is reflective, hard and slightly sloped.

Turn right when you are inside the building to begin your journey to the Galleries!



You'll then see an escalator which will lead you straight to the **Galleries Welcome Desk**.

**Lift Access to the Galleries**



There is also a lift to the Galleries.

Keep walking past the escalators on the ground floor and go through the large purple wall to get to this.

Just **press button number 2** to get to the Galleries Level!




You will see this colourful interior with a carpeted floor when you exit the lift.



Turn left from the lift and walk along the textured vinyl bridge to get to the **Galleries Welcome Desk**.

## Galleries Welcome Desk




The **Galleries Welcome Desk** is staffed by our friendly Galleries team.

The team are here to help during your visit and can answer any questions about exhibitions and access requirements in the Galleries.

## Rules in the Gallery

There is no food or drink allows in the Galleries, be sure to enjoy these before or after your visit!

## Relaxed Session Digital Signage



On the day of a Galleries Relaxed Session, the digital screens will display posters outlining the relaxed measures in place in the galleries and across the building.




# The Access Hub



The Access Hub is located next to the Galleries Welcome Desk. It contains access provisions for you to use free of charge, during your visit in the galleries.

- A4 printed exhibition large print guides
- A4 transparent coloured overlays
- Portable stools
- Ear defenders
- Magnifying glasses & binoculars
- Sensory toolkit
- Sensory and explorer packs
- Sticker system to communicate desired level of interaction (red, amber, green)
- Self-led drawing materials and family activities



# The Lowry Exhibition



In the Lowry exhibition you can see artworks from the LS Lowry Collection. The exhibition is accessed through the double glass doors, at the top of the ramp behind the Galleries Welcome Desk.

This gallery space has changing light levels throughout. If a piece has some wire in front of it this means you must stand behind the wire because the work is fragile, and we are keeping it safe.



You will see members of the Galleries Team invigilating the exhibition space, they are also here to help and answer any exhibition-related questions.

## Exhibition Changeover – April 2025



The LS Lowry Exhibition is currently in changeover.

**Please except our apologies whilst we finish installing our exhibition interpretation and update our access guides.**

An updated visual story and large print guide will be in place as soon as possible.

Sorry for the inconvenience.



## Galleries Relaxed Session – 27<sup>th</sup> April 2025



During the Relaxed Session, a drop-in workshop takes place in the room straight ahead as you walk into the galleries.

This room is set up with access provisions including The Sensory Toolkit, developed by the artist Sarah Marsh. The Sensory Toolkit consists of different objects that you can touch, feel and play with.

Our workshop facilitator will encourage visitors to use the toolkit to engage with the LS Lowry Collection through drawing activities. There is a child sized sofa in the room for young visitors to relax whilst doing drawing activities.



During the Relaxed Session, in the seascape room, there is a self-led activity area on the floor where young visitors can create their own seascape with fuzzy felt fish. There is also a basket full of fidget toys.



This room has a comfy sofa for you to relax whilst looking at the paintings.

## The Promenade



The Promenade can be accessed by turning right at the Galleries Welcome Desk.

There is lots of natural light along this walkway and you can see across the river.



Along the promenade you can find text exploring Lowry's life as an artist.

Please note there is a metal grid throughout the length of this space (on the right along the window) that can be quite noisy when you walk along it.

## The Quiet Room



This is a calm and relaxed space located on the Promenade. Usually, a video about LS Lowry is playing in this space.

During Relaxed Hour, the video is muted with subtitles.

There is also a **Reflection Room** in The Lowry that can be used as a quiet space. If needed, please ask a member of staff at the Galleries Desk and they can give you access to this room which is on Level 3.



## The Carole Nash Lookout Space



The Carole Nash Lookout is opposite the Galleries Welcome Desk.


This is a space for families to get creative and play.

There is colouring in, role play areas, a soft play space and a reading area for you to enjoy.


Feel free to ask our friendly Galleries staff at the Galleries Welcome Desk if you are struggling to find it.



# The Pier Eight Restaurant



If you head back down from the Galleries to the main entrance and continue to follow the building around, you can visit the Pier Eight Restaurant.



## Inside Pier Eight Restaurant

There is laminate vinyl flooring throughout the restaurant space and there is usually music playing outside of the Relaxed Hour