

Lowry Galleries Visual Story



Welcome to Lowry –

This **Visual Story** will give you a step-by-step guide of how to get around Lowry to help plan your visit.

It's free to visit the galleries and there's always something to see and do.

Finding Lowry



Lowry is located on the Quays and can be found on Pier 8, next to the river.

It is a large, metal and glass building made of lots of different shapes.

The entrance is located in the big square opposite the Quayside Media City shopping center.

When You Arrive



Lowry has one main entrance that is at street level with step-free access.


This floor is a largely level surface with tactile paving.

There is textured matt flooring in the entrance to the Lowry building and the doors are automatic when activated by a push-button.




When you enter the building there will be friendly members of the **Security Team** to greet you.

You may be asked to open your bag so it can be checked. The team are doing this to help keep visitors safe.



The Main Welcome Desk



As you enter the building you will find the **Welcome Desk** in front of you.

During opening hours, the friendly **Front of House Team** will be here to welcome you and offer any assistance to find your way around the building.

The Front Of House Team

The Front of House Team will be wearing **red or purple** tops as seen in the image.



Route to Galleries via Staircase

If you would prefer to use the staircase, rather than escalator or lift – Continue straight on behind the Welcome Desk where you will find the stairway. You can use either the right or left staircase to make your way up to Level 2.

When you reach Level 2, turn right and follow around the building until you reach The Galleries.

Accessible Toilets



There are accessible and gendered toilets on the lower ground floor, 1st floor and 2nd floor which can be accessed by the lift.



Changing Places Toilet



The **Changing Places Toilet** is on the **lower ground level** down a sloped walkway.

Users can use their own **Radar** key or they can collect one from the **Welcome desk** in our entrance foyer.

Please don't hesitate to ask staff for directions.



To access the Changing Places toilet from the galleries, please go back to level 0, where the main entrance to the building is.


Hand Driers



During a **Galleries Relaxed Session**, hand driers will be switched off in the toilets across the building and paper towels will be available to use.

This is to accommodate reduced sound measures in place during this time.

Ground Level



Turn right when you are inside the building to begin your journey to the escalators or lift.


Inside the building it is very colourful with orange, yellow, red and purple surfaces. The floor is reflective, hard and slightly sloped.

The Shop




The shop is located on the ground floor, to the right side of the escalator. Detail on what's available at the shop can be found on the Lowry website. There is usually music playing here. During a **Galleries Relaxed Session**, it is turned off.

Escalator Access To The Galleries



The escalator will lead you straight to the
Galleries Welcome Desk.

Lift Access To The Galleries



For Lift access to The Galleries, keep walking past the escalators on the ground floor and go through the large purple wall to find the lift on your right.

In the lift, select **button number 2** to get to the galleries level.




Once you exit on level 2, you will see this colourful interior with a carpeted floor.



Turn left and walk along the textured vinyl bridge to get to the **Galleries Welcome Desk**.

The Galleries Welcome Desk



The Galleries Welcome Desk is staffed by our friendly **Galleries Team**. The team are here to help during your visit and can answer any questions about exhibitions and access provisions in the galleries.

Gallery Guidelines

No food or drink is permitted in the galleries, please enjoy these before or after your visit. Please enquire with our team for information on our photography and filming policies.

Digital Screens



There are digital screens around the building listing information on the Lowry program.

During a **Galleries Relaxed Session**, the digital screens will display information on the relaxed measures which will be in place during this time.

The Access Hub



The Access Hub is located next to the Galleries Welcome Desk. It contains access provisions for you to use free of charge, during your visit in the galleries.

- A4 printed exhibition large print guides
- A4 transparent coloured overlays
- Portable stools
- Ear defenders
- Magnifying glasses & binoculars
- Sensory toolkit
- Sensory and explorer packs
- Sticker system to communicate desired level of interaction (red, amber, green)
- Self-led drawing materials and family activities

Arriving At Lowry 360



Please arrive at The Galleries Desk **10 minutes** before the entry time on your ticket.

The gallery staff will scan your tickets and advise you to queue beside the yellow wall.

Whilst you wait, there is an introduction to the immersive displayed on the yellow wall. A large print guide and transcript of Lowry 360 is available at The Access Hub.

Late arrivals will be unable to enter the room once Lowry 360 has started.

Lowry 360 Access Advisory



The duration of Lowry 360 is **6 minutes**.

Lowry 360 includes a loud voiceover, music, noises, floor effects and fast-moving images. There are varying light levels in an enclosed space 10 x 10 m. There is no seating inside the immersive experience.

Please take this into consideration when deciding if Lowry 360 is suitable for your health conditions.

At the time of your booking, a staff member will direct you to enter the galleries through the double-glass doors behind the welcome desk.

Lowry 360 Entrance



Once inside the gallery you will immediately turn right towards the Lowry 360 viewing room.

A member of The Galleries Team will open the door and invite you into the room.

Lowry 360 takes place in one enclosed room, 10 x 10 m.

The light levels vary as you enter the room, going from light to dark.

Lowry 360 –Screening Beginning



As you enter there are purple visual projections on all 4 walls and the floor.

When Lowry 360 is about to start a member of the gallery team will close the door and it will remain closed for the duration of the show.

If you need any assistance, or need to leave Lowry 360 early, please raise your hand. A gallery team member will be inside the room, standing next to the door.

Lowry 360 Screenings



Visuals and Sound

During Lowry 360 you will see images inspired by a number of Lowry's paintings, including the work titled Going to the Match. The images are projected on all four walls and the floor. The show includes slow and fast-moving images. There are high contrast patterns and strong colours. There are no flashing images.

In Lowry 360 you will hear a female voice with a Bolton accent, narrating the scenes, There is music and sound effects with some loud noises.

Lowry 360 –Screening Ending



The immersive ends as it began, with purple visual projections on all four walls and the floor.

The Galleries Team will open the door, and you will leave the room and enter Modern Life: The LS Lowry Collection. In the room on your right, you can see the painting *Going to the Match*.



Please help yourself to access provisions you might find useful to use in the exhibition space. These are located at The Access Hub, beside the Gallery Welcome Desk.

Modern Life: The LS Lowry Collection



This exhibition features the work of LS Lowry from The Lowry Collection and on loan from private lenders.

There are varying ceiling heights and light levels throughout the exhibition spaces. You will see members of the Galleries Team invigilating the space who are available to assist with your needs and answer any questions.

The Gallery Interpreter team deliver daily short talks on Lowry at 12pm and 2pm. During a relaxed session, these talks are at 12.30pm and 2pm.

Modern Life: The LS Lowry Collection



The exhibition is displayed across four themed sections. The titles of these sections are - Friends and Neighbours; City Lives; LS Lowry 1887 – 1976; A Life of Drawing and Land and Sea. A large print guide is available for each section of the exhibition.

Friends and Neighbours

As you enter The Galleries this section is on the dark grey walls which are straight ahead and on your immediate left. Additional works are displayed in a glass and wood display case.

Modern Life: The LS Lowry Collection



City Lives

If you continue straight on from The Gallery Entrance, you will enter this section of the exhibition.

This is the largest room with many paintings and drawings on four deep purple walls. Additional exhibition material features in a Perspex display case.

If a piece of work has wire in front of it, this barrier creates distance between the viewer and the work to keep it safe.

Modern Life: The LS Lowry Collection



Galleries Relaxed Session

During a **Galleries Relaxed Session**, our two-hour drop-in workshop takes place in this room.

Our friendly **Workshop Facilitator** invites visitors to take part in drawing activities whilst engaging with our bespoke **Sensory Toolkit**, created by artist Sarah Marsh. This consists of different objects to touch, feel and play with. The materials and colours of the toolkit respond to the industrial artwork you can see in this room. There is a soft rug and a child sized sofa in this room for little creatives to relax.

Modern Life: The LS Lowry Collection



LS Lowry 1887 – 1976

This section of the exhibition is displayed across five light grey walls and two Perspex display cases.

There is a lounge space with two armchairs for you to relax whilst looking at the artwork.



You will see on one wall there is a display rack traditionally used to store paintings. This choice of display provides insight into how paintings are stored behind the scenes.

Modern Life: The LS Lowry Collection

A Life of Drawing



This section of the exhibition features drawings and one watercolor by Lowry hung on one light grey wall.

Modern Life: The LS Lowry Collection



Land and Sea

This section of the exhibition is displayed across three deep blue walls and one light grey wall.

During The Relaxed Session there is a self-led activity area on the floor in this room, where young visitors can create their own seascape with fuzzy felt fish. There is also a basket full of fidget toys.


This room has a comfy three-seater sofa for you to relax whilst looking at the artwork.

The Promenade



The Promenade can be accessed
by turning right at the Galleries Welcome Desk.

There is lots of natural light along this walkway
and you can see Media City across the river.



Along The Promenade you can find text exploring Lowry's life as an artist.

Please note there is a metal grid throughout the length of this space (on the right along the window) that can be quite noisy when you walk along it.

Reflection Room



There is a **Reflection Room** in Lowry that can be used as a quiet space. If needed, please ask at The Galleries Desk and they can give you access to this room, which is located on Level 3.

The Carole Nash Lookout Space



The Carole Nash Lookout is opposite the Galleries Welcome Desk.

This is a space for families to get creative and play.



There is self-led colouring in, role play areas, a soft play space and a reading area for you to enjoy.

Feel free to ask at The Galleries Welcome Desk if you are struggling to find it.

The Coffee Shop




From The Galleries Welcome Desk, if you go down the escalator to the ground level, **The Coffee Shop** is located behind the escalator.

Drinks and food items are available, including a children's lunchbox deal. There are circular and square tables for you to use in this area. The chairs are padded with a backrest. Highchairs are available. You are welcome to use the self-service microwave.


There is usually music playing here. During a Galleries Relaxed Session, it is turned off.

The Lowry Bar and Kitchen



On the ground level, if you go back to the main entrance and continue to follow the building around, you can visit **The Lowry Bar and Kitchen**. The current menu can be found on the Lowry website.

Inside The Lowry Bar and Kitchen



There is laminate vinyl flooring throughout the restaurant space. Music is usually playing here. During a Galleries Relaxed Session, it is set at a lower volume.