



**LOWRY**

**THIS ART  
ADVENTURE  
PACK BELONGS TO:**



A dashed red rectangular box intended for a name or signature.

# GALLERY BINGO




## Task

Can **you** find all of these things in the **LS Lowry gallery**?

## How to play

- Tick them off when you find them.
- Look in the paintings **and** all around you



LS Lowry's hat



A chimney



LS Lowry's bag




A mill or a factory




A dog




A portrait



A wave




A drawing




LS Lowry's signature

# BORROW A BUILDING

Fill this page with different buildings to make your own scene.



Going to work 1943



Coming from the Mill 1930

Turn your page landscape!




# LOWRY'S PEOPLE



Fill this page with people

What are people **doing** in LS Lowry's artwork? Draw them below and think about what they might be **thinking** or **saying**.



# SHAPE SPOTTING




Drawing is easy when you break it down into **simple shapes**.



Two People 1962






St Stephen's Church Salford 1957




Try it out with some different paintings in the gallery.

## Shapes to look out for



# PERFECT PORTRAIT


Can you find Anne in the gallery and finish the rest of the portrait?



Portrait of Anne (1957)

# THIS ART IS RUBBISH

LS Lowry was always drawing! He even drew on old envelopes or receipts.  
Do some sketching below.





# DRAW SOME FRIENDS


## Proportion

Sometimes the people in LS Lowry's paintings don't look realistic – they might be very thin or have very long arms, legs or big feet!

## What is it?

Proportion means how big something is compared to something else.

Draw some people from the paintings **here**.




This woman from  
**The Fight (1935)** has  
big feet!





# FUNNY FACES

Task	Examples
<p>Can you act out some of the paintings? Copy some facial expressions and think about how the people might be feeling.</p> <p><b>Draw below.</b></p>	

## DON'T FORGET TO TAKE SOME PHOTOS

Photography is allowed in the gallery  
– **please don't use flash.**



# THE PAST IN PICTURES

## LS Lowry

## Task

LS Lowry saw lots of changes in the world around him during his lifetime. From what people wore, where they lived and how they spent their time.

Can you draw these things from LS Lowry's artwork 1887 – 1976?

How are they different to now?

### Transport

### Somewhere to work

### A person

### Somewhere to live

# WRITE TO LOWRY





## Task

Draw and write a post card to LS Lowry.


## Think

What would LS Lowry be surprised to see in Salford today?



# REFLECTION

My **favourite** artwork in the gallery is .....



I like it because

.....

.....

.....

.....

.....

My **least favourite** artwork in the gallery is .....

I don't like it because


.....

.....

.....

.....

.....



# GET CREATIVE

Use the space below to sketch, doodle and have fun!

